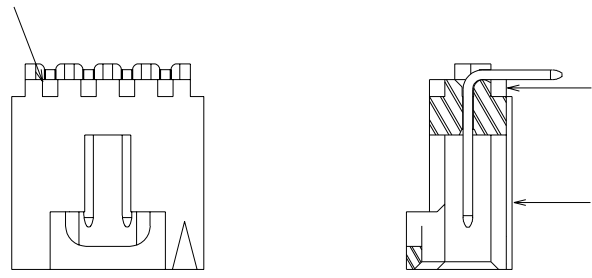
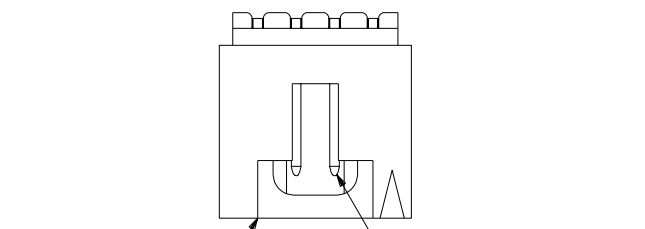


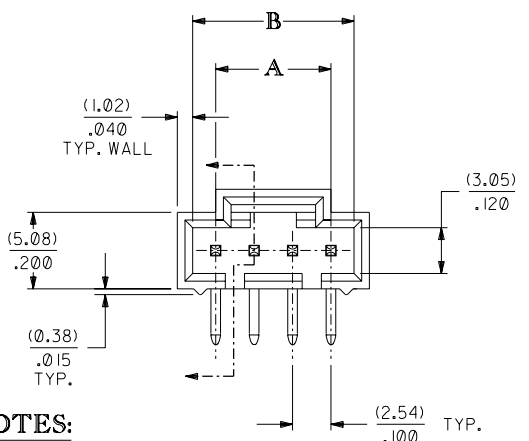
CKT. SIZE	DIM. "A"		DIM. "B"	
	MM	IN.	MM	IN.
2	2.54	.100	5.33	.210
3	5.08	.200	8.13	.320
4	7.62	.300	10.67	.420
5	10.16	.400	13.21	.520
6	12.70	.500	15.75	.620
7	15.24	.600	18.29	.720
8	17.78	.700	20.83	.820
9	20.32	.800	23.37	.920
10	22.86	.900	25.91	1.020
11	25.40	1.000	28.45	1.120
12	27.94	1.100	30.99	1.220
13	30.48	1.200	33.53	1.320
14	33.02	1.300	36.07	1.420
15	35.56	1.400	38.61	1.520
16	38.10	1.500	41.15	1.620
17	40.64	1.600	43.69	1.720
18	43.18	1.700	46.23	1.820
19	45.72	1.800	48.77	1.920
20	48.26	1.900	51.31	2.020
21	50.80	2.000	53.85	2.120
22	53.34	2.100	56.39	2.220
23	55.88	2.200	58.93	2.320
24	58.42	2.300	61.47	2.420
25	60.96	2.400	64.01	2.520



**ALTERNATIVE CORING  
MANUFACTURER'S OPTION**



SL RIGHT ANGLE W/LATCH & NO PEGS  
(0.64)/.025 SQUARE PIN



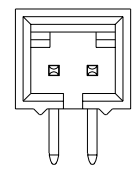
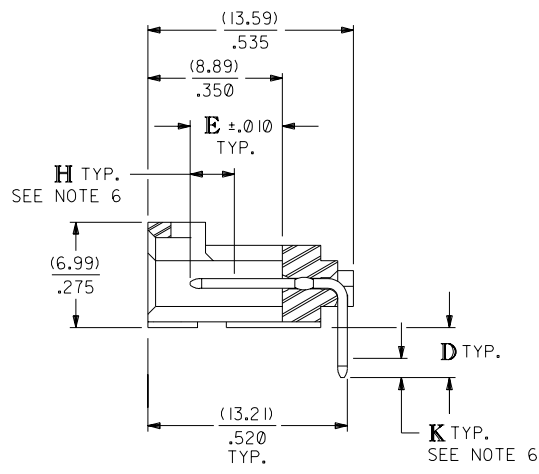
**NOTES:**

1. HEADER MATERIAL: GLASS FILLED POLYESTER; UL94V-0; COLOR: BLACK  
PIN MATERIAL: PHOSPHOR BRONZE
2. HEADER TO BE USED WITH OPTION "G" 70400 AND 70430 SERIES SL CONNECTORS.
3. REFER TO MOLEX PRODUCT SPECIFICATION PS-70541.
4. STANDARD PACKAGING IN TUBES PER PK-70873-0015 OR OPTIONAL PACKAGING IN BAGS PER PK-70873-0535. OPTIONAL PACK NOT AVAILABLE FOR ALL CKT. SIZES.
5. DIMENSIONS WITHOUT TOLERANCE ARE SHOWN FOR REFERENCE ONLY.
6. MEASURE POINT FOR PLATING THICKNESS.

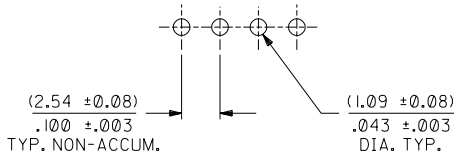
**PLATING:**

- TIN - .000150 MINIMUM TIN PLATE OVER .000050 MINIMUM NICKEL PLATE.
- 15 GOLD - .000015 MINIMUM GOLD PLATE IN SELECT AREA, .000075 MINIMUM TIN PLATE IN SELECT AREA, OVER .000050 MINIMUM NICKEL PLATE OVERALL.
- 30 GOLD - .000030 MINIMUM GOLD PLATE IN SELECT AREA, .000075 MINIMUM TIN PLATE IN SELECT AREA, OVER .000050 MINIMUM NICKEL PLATE OVERALL.

\*THE PRIMARY SHIPPING CARTON WILL BE LABELED \*COMPLIANT TO ROHS DIRECTIVE 2002/95/EC AND ELV ANNEX II OF DIRECTIVE 2000/53/EC. CARTONS WITHOUT THIS LABEL MAY CONTAIN PRODUCT WITH LEAD.

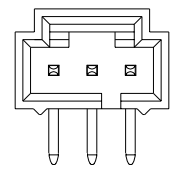


**2 CIRCUIT**



**RECOMMENDED PC BOARD LAYOUT**

(FOR USE WITH (1.57)/.062 THICK BOARD)



**3 CIRCUIT**

DIMENSIONS SHOWN (METRIC) INCH UNLESS OTHERWISE SPECIFIED TOLERANCES: ANGULAR ± 1/2°		3 PLACE ± .005 2 PLACE ± .01 ± 0.13 1 PLACE ± 0.25		DRAFT WHERE APPLICABLE MUST REMAIN WITHIN DIMENSIONS	
DRWG. BY: AAB APP'D. BY: WAZ		CHK'D. BY: AAB SCALE: 4 : 1		FILE NAME: S70553X1 THIS DRAWING CONTAINS INFORMATION THAT IS PROPRIETARY TO MOLEX INC. AND SHOULD NOT BE USED WITHOUT WRITTEN PERMISSION.	
REMOVED -0071-0094 PER UDT2002-0981 RSFOX 02/03/11		G		REVISE ONLY ON CAD SYSTEM	
ADDED TOLERANCES PER UDT2001-0723 JRWILLIAMS 01/04/24		F		TITLE: SALES ASSY, SL RIGHT ANGLE HEADER W/LATCH & NO PEGS (2.54)/.100 CENTERS	
LEAD FREE ECN* UCP2004-1512 RWHITE 04/02/12		E		SHEET NO. 1 OF 3 DATE 05/13/93	
LTR. REVISIONS		LTR. REVISIONS		PART NO. SEE SHT 2&3 DRWG. NO. SDA-70553-****	

3	H
2	H
1	H
MFG. SH. REV.	

J	CIRCUIT SIZE	ENGINEERING NUMBER A-70553	MANUFACTURE RELEASE STATUS						D REF.	E ± .010	PLATING TYPE	70553		4		3		2		1	
												CONNECTOR END PLATING		P.C. BOARD END PLATING		SEE PACK INFORMA. DRAWING PK-70873					
												TYPE	H MEAS.	TYPE	K MEAS.						
	2-10	-0001-0009	R.F.M.						(3.30)	(6.10)	15 GOLD	GOLD	(2.54)		TIN	(1.27)					-0015 (TUBES)
	11-25	-0010-0024	R.F.M.						.130	.240											
I	2-10	-0036-0044	R.F.M.						(3.30)	(6.10)	TIN	TIN	(2.54)		TIN	(1.27)					-0015 (TUBES)
	11-25	-0045-0059	R.F.M.						.130	.240											
	2-10	-0106-0114	R.F.M.						(3.30)	(6.10)	30 GOLD	GOLD	(2.54)		TIN	(1.27)					-0015 (TUBES)
	11-25	-0115-0129	R.F.M.						.130	.240											
H	2-10	-0141-0149	R.F.M.						(2.67)	(6.10)	15 GOLD	GOLD	(2.54)		TIN	(1.27)					-0015 (TUBES)
	11-25	-0150-0159	R.F.M.						.105	.240											
	2-10																				
G	11-25																				

F	CIRCUIT SIZE	ASSEMBLY ITEM NUMBER	ASSEMBLY ITEM NUMBER	ASSEMBLY ITEM NUMBER	ASSEMBLY ITEM NUMBER	ASSEMBLY ITEM NUMBER	ASSEMBLY ITEM NUMBER															
	2	70553-0001	70553-0036	70553-0106	70553-0141																	
	3	70553-0002	70553-0037	70553-0107	70553-0142																	
	4	70553-0003	70553-0038	70553-0108	70553-0143																	
	5	70553-0004	70553-0039	70553-0109	70553-0144																	
E	6	70553-0005	70553-0040	70553-0110	70553-0145																	
	7	70553-0006	70553-0041	70553-0111	70553-0146																	
	8	70553-0007	70553-0042	70553-0112	70553-0147																	
	9	70553-0008	70553-0043	70553-0113	70553-0148																	
	10	70553-0009	70553-0044	70553-0114	70553-0149																	
	11	70553-0010	70553-0045	70553-0115	70553-0150																	
D	12	70553-0011	70553-0046	70553-0116	70553-0151																	
	13	70553-0012	70553-0047	70553-0117	70553-0152																	
	14	70553-0013	70553-0048	70553-0118	70553-0153																	
	15	70553-0014	70553-0049	70553-0119	70553-0154																	
	16	70553-0015	70553-0050	70553-0120	70553-0155																	
C	17	70553-0016	70553-0051	70553-0121	70553-0156																	
	18	70553-0017	70553-0052	70553-0122	70553-0157																	
	19	70553-0018	70553-0053	70553-0123	70553-0158																	
	20	70553-0019	70553-0054	70553-0124	70553-0159																	
	21	70553-0020	70553-0055	70553-0125	70553-0160																	
	22	70553-0021	70553-0056	70553-0126	70553-0161																	
	23	70553-0022	70553-0057	70553-0127	70553-0162																	
B	24	70553-0023	70553-0058	70553-0128	70553-0163																	
	25	70553-0024	70553-0059	70553-0129	70553-0164																	

\*X IN COLUMN UNDER \*ASSEMBLY ITEM NUMBER \*HEADING DENOTES TOOLING NOT AVAILABLE

A	H	SEE SHEET I	DIMENSIONS SHOWN (METRIC) INCH UNLESS OTHERWISE SPECIFIED TOLERANCES: ANGULAR ± 1/2° INCH METRIC 3 PLACE ± .005 2 PLACE ± .01 ± 0.13 1 PLACE ± 0.25 DRAFT WHERE APPLICABLE MUST REMAIN WITHIN DIMENSIONS DRWG. BY: AAB CHK'D. BY: AAB APP'D. BY: WAZ SCALE:	REVISIONS LTR.	REVISIONS LTR.	THIS DRAWING CONTAINS INFORMATION THAT IS PROPRIETARY TO MOLEX INC. AND SHOULD NOT BE USED WITHOUT WRITTEN PERMISSION.	FILE NAME: 570553X2 SHEET NO.: 2 DATE: 05/13/93 U.S.A.	TITLE: SALES ASSY, SL RIGHT ANGLE HEADER W/LATCH & NO PEGS (2.54)/.100 CENTERS PART NO.: SEE CHART DRWG. NO.: SDA-70553-****	REVISE ONLY ON CAD SYSTEM
	G	SEE SHEET I							
	F	SEE SHEET I							
	D	SEE SHEET I							
	BI	SEE SHEET I							
B	SEE SHEET I								
A	SEE SHEET I								